

Home Medication Summary App & Document

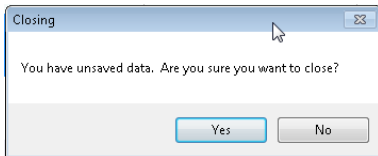
App Use

See the “Orders Reconciliation Part 6” Camtasia video on the intranet or reference wrench for app usage.



App Tips

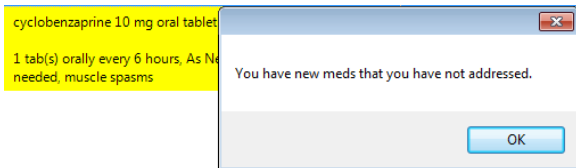
- The Home Medication Summary App is accessed by opening the Home Medication Summary structured note in BAR.
- Best practice is to leave the app documentation until the patient’s med administration has been completed for the visit.
- The app and document should always be kept in sync (save the app, save the document).
- The document may not be edited.
 - To preview, utilize document preview.
 - For changes, the document must be saved as incomplete and then reopened to re-launch the app.
- Any changes required to the medication column must be completed by modifying the discharge reconciliation.
- The printed medication list must NEVER be written on. To **modify a completed Home Medication Summary**:
 - Cancel the document
 - Open a new document
 - For reconciliation changes, identify and update the highlighted medications in the app
 - For documentation changes, update the existing documentation
 - Save the app
 - Save the document

App Warnings




The document will not update if you have not saved the app data. To save your information:

- Select No
- Save the app 
- Save the document 


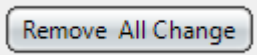


Someone has added or changed a medication (in the discharge reconciliation) since the app was last opened for the patient. To save your information:

- Select OK
- Click on or modify any highlighted medications
- Save the app 
- Save the document 

Home Medication Summary App & Document

Correcting documentation errors:

- The wrong patient was modified:
 - To clear any documentation completed in the app for this **session**, select the Remove Current Session Changes button:

- The wrong patient was documented (app only):
 - To clear any documentation completed in the app for this **patient**, select the Remove All Changes button:

- The wrong patient was documented (document & app). To clear any documentation completed and saved to the documents tab:
 - Cancel the document
 - Open a new document
 - In the app, select the Remove All Changes button:
